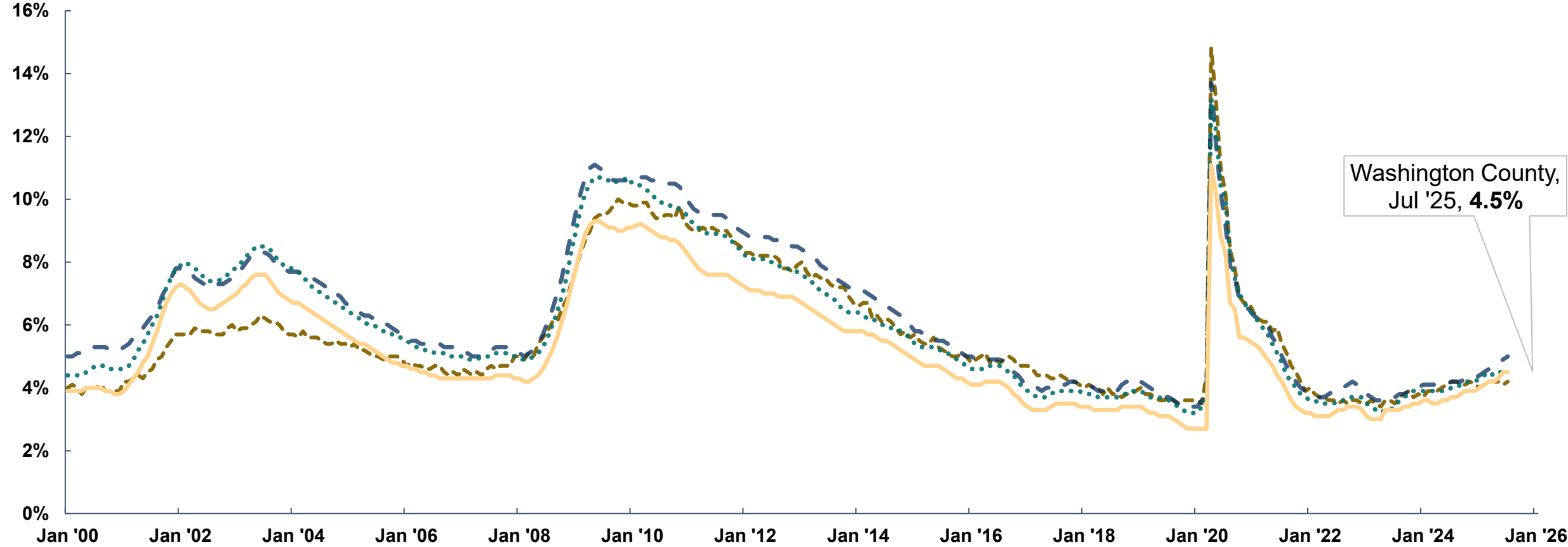


EMPLOYMENT SITUATION AND LABOR MARKET DATA

**BANKS BUSINESS APPRECIATION EVENT
11 SEPTEMBER 2025**

Unemployment Rate

U.S. Oregon Portland MSA Washington County

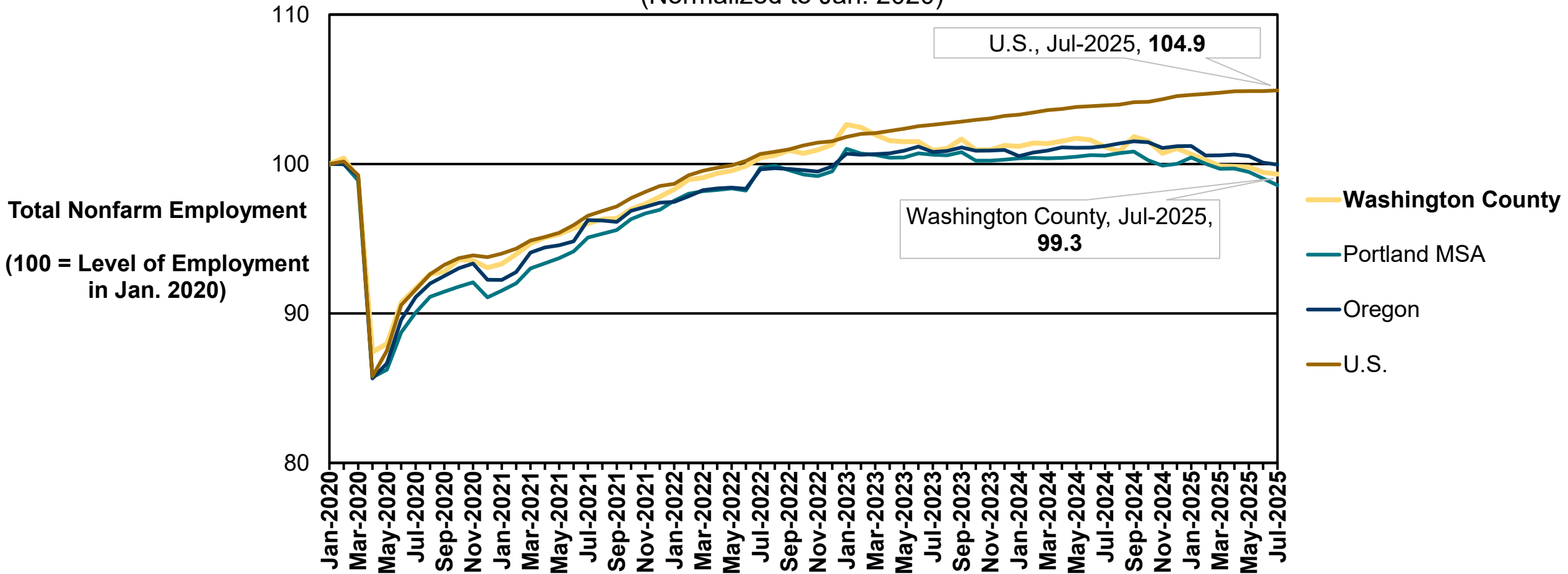


Washington County,
Jul '25, 4.5%

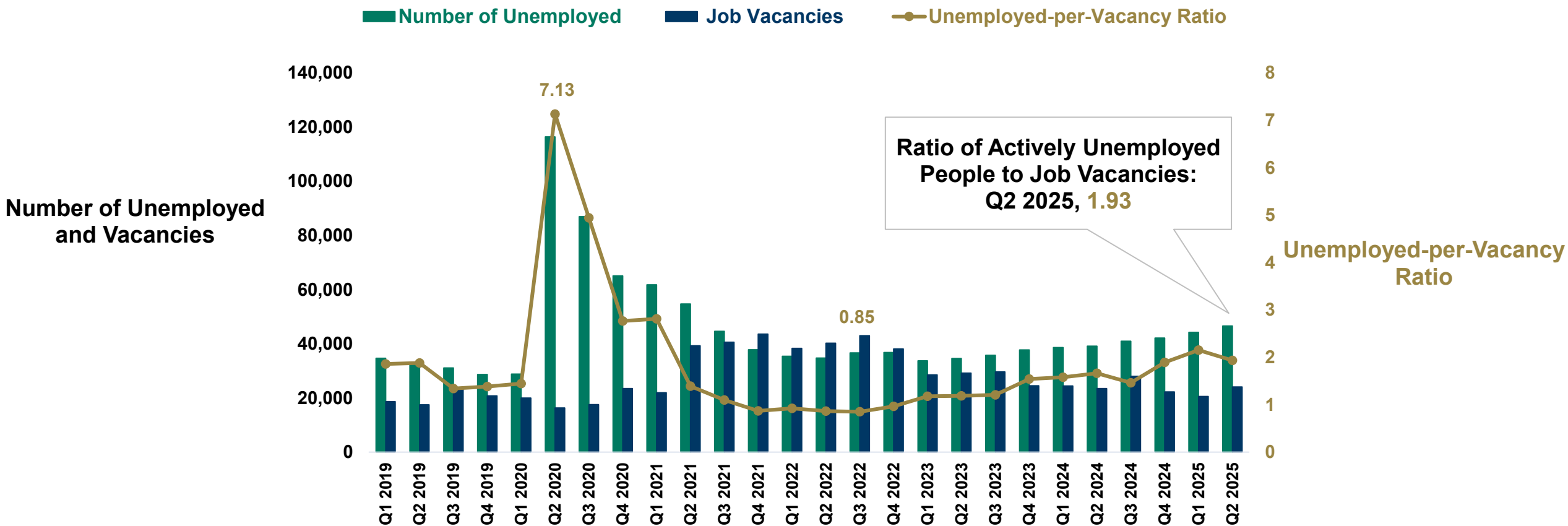
Source: Oregon Employment Department, Local Area Unemployment Statistics (LAUS):
Seasonally Adjusted Unemployment Rate

Total Nonfarm Employment

(Normalized to Jan. 2020)



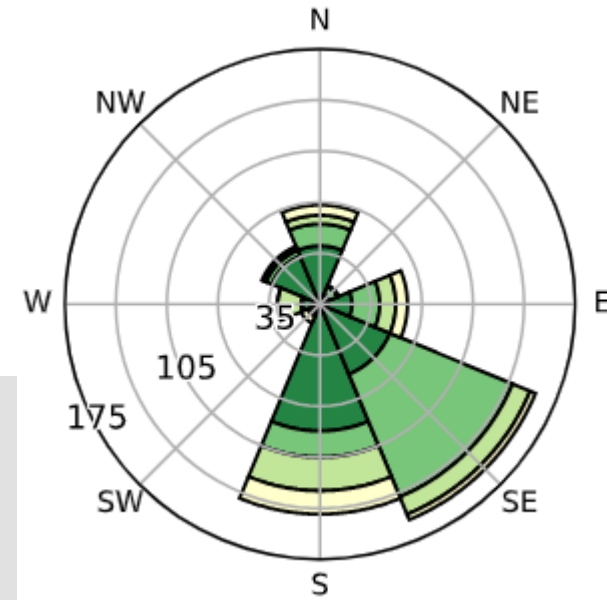
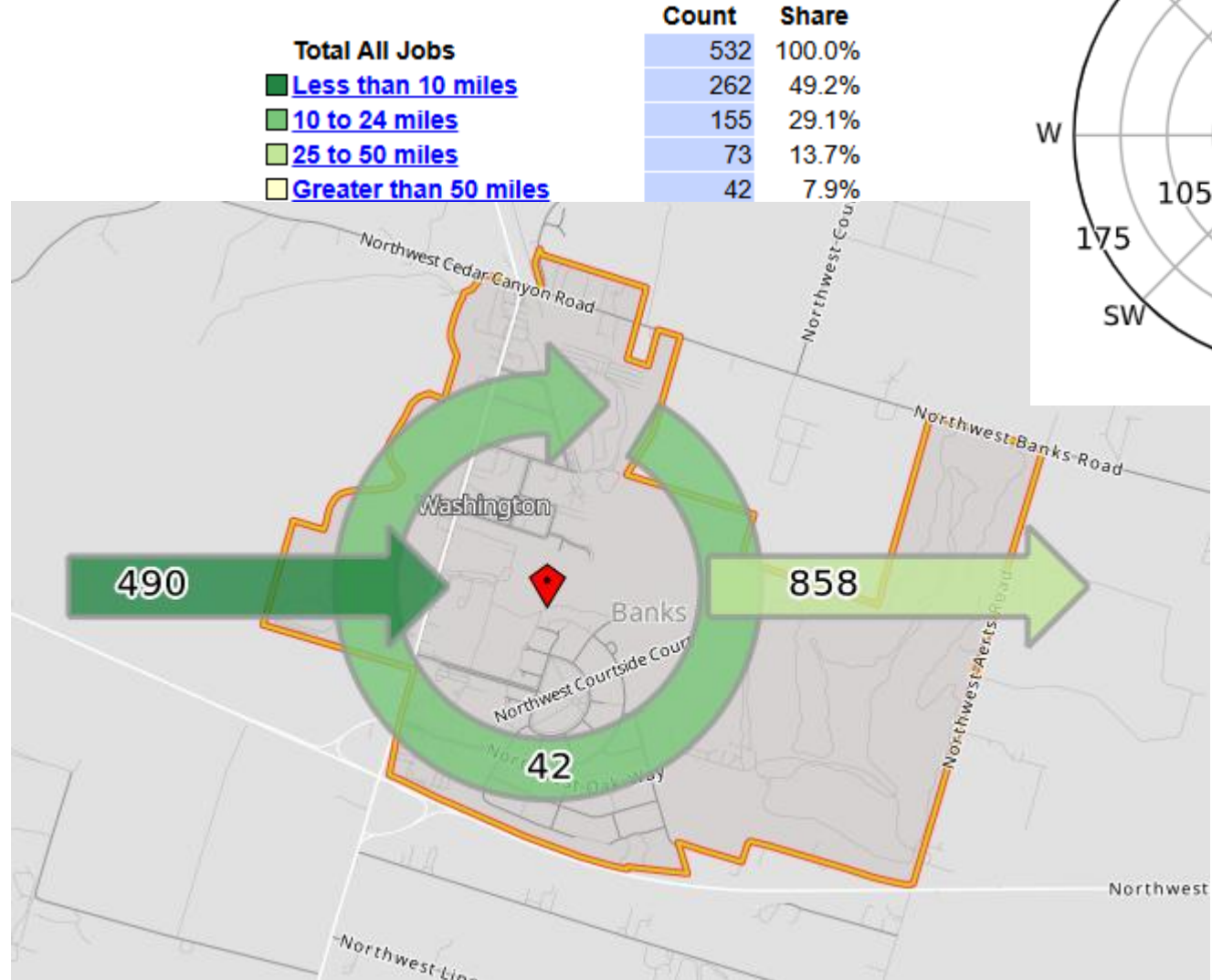
Portland Tri-County Job Market is Loosening



Source: Oregon Employment Department, Job Vacancy Survey (JVS) and Local Area Unemployment Statistics (LAUS) seasonally adjusted estimate of unemployed

JOB IN BANKS

	Count	Share
Agriculture, Forestry, Fishing and Hunting	71	13.3%
Mining, Quarrying, and Oil and Gas Extraction	0	0.0%
Utilities	0	0.0%
Construction	98	18.4%
Manufacturing	1	0.2%
Wholesale Trade	1	0.2%
Retail Trade	71	13.3%
Transportation and Warehousing	9	1.7%
Information	4	0.8%
Finance and Insurance	11	2.1%
Real Estate and Rental and Leasing	0	0.0%
Professional, Scientific, and Technical Services	23	4.3%
Management of Companies and Enterprises	2	0.4%
Administration & Support, Waste Management and Remediation	0	0.0%
Educational Services	110	20.7%
Health Care and Social Assistance	8	1.5%
Arts, Entertainment, and Recreation	19	3.6%
Accommodation and Food Services	28	5.3%
Other Services (excluding Public Administration)	3	0.6%
Public Administration	73	13.7%



Source: U.S. Census Bureau "OnTheMap" 2022 data

Portland Metro

OUR LATEST RESEARCH



Firm Size in Washington County, 2025: Most Employers Are Small

Brannigan Vogt Aug 8
In the first quarter of 2025, Washington County had nearly 19,000 private firms that were subject to paying unemployment insurance taxes. Almost 14,0...

Apr 29
Employment in Washington County – Five-Year Changes Vary by Sector

Apr 8
Federal Employment in the Portland Metropolitan Area

Apr 7
Washington County's Highly Educated Workforce Earns a Wage Premium

Apr 7
Multnomah County's Aging Workforce by Industry in 2023

Apr 2
Most Popular Languages Spoken in Multnomah County: 2023

[More Articles](#)

BRANNIGAN.T.VOGT@EMPLOY.OREGON.GOV

(503) 360-2421



Your local
workforce analyst.

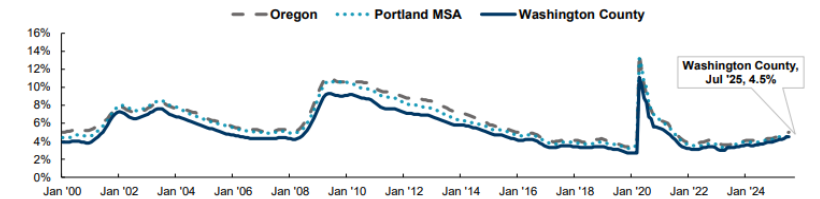
Washington County Economic Indicators August 2025 (July 2025 Data)

Graph of the Month: Nonemployers. According to the U.S. Census Bureau's Nonemployer Statistics (NES), Washington County had more than **45,000** nonemployer establishments in 2023, a gain of about 1,900 (+4.3%) from 2022.

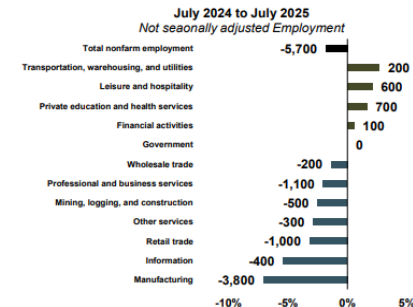
Washington County's nonemployer establishments generated about **\$2.52 billion** in revenue in 2023, up from \$2.46 billion in 2022 (+2.7%).

Despite having the third most establishments, "real estate, rental, and leasing" was the single largest contributor to nonemployer revenue in the county, accounting for more than \$604 million.

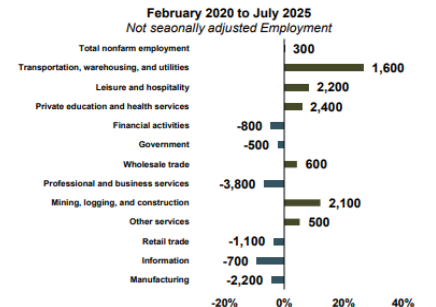
Unemployment is at its highest since August 2015 excluding the pandemic—up to 4.5% from 3.7% last year. January 2000 to July 2025, seasonally adjusted



Employment in Washington County reached 305,000 in July 2025, a -5,700 decrease from July 2024.



Total employment in Washington County is roughly even with pre-pandemic levels, varying by sector.



Got questions?
Want to join the distribution list? Email me!

Brannigan Vogt
Brannigan.T.Vogt@employ.oregon.gov

Thank You!

Please scan the QR code for a short survey.



BRANNIGAN VOGT, WORKFORCE ANALYST SERVING WASHINGTON COUNTY
BRANNIGAN.T.VOGT@EMPLOY.OREGON.GOV

SIGN UP FOR THE LATEST WORKFORCE AND ECONOMIC RESEARCH
WWW.QUALITYINFO.ORG/SUBSCRIBE